

# EV CHARGER BROCHURE

Khons makes charging  
easy and convenient.



# G2 EV CHARGER BROCHURE



Chengdu Khons Technology Co.,Ltd

Room 7,10th floor,Building 1of Maipu Mansion,No 288,Tianfu 3rd  
Street,Chengdu Sichuan Province China

T|+86 28 83128852

E|khons@cnkhons.com

W| www.khonsevse.com

# G2 User Manual

Mode 2 Portable EV Charger



- G2-KHONS-PA-16-1P
- G2-KHONS-PA-32-1P
- G2-KHONS-PA-40-1P
- G2-KHONS-PE-16-1P
- G2-KHONS-PE-32-1P
- G2-KHONS-PE-16-3P
- G2-KHONS-PE-32-3P

## Datasheet

Phase	Single phase	Three phase
Input/output voltage	110~250Va.c.	110~450Va.c.
Frequency	50Hz/60Hz	50Hz/60Hz
Max. current	16A/32A	16A/32A
EV connector	Type 1 & Type 2	Type 2
RCD	Type A	Type A+6mA d.c.
IP degree	IP65	IP65
Operating temperature	-25°C~+50°C	-25°C~+50°C
Relative humidity	5%RH~95%RH	5%RH~95%RH
Altitude	<2000m	<2000m
Static power	<2W	<2W
Dimension	278mm(L)x81mm(D)	278mm(L)x81mm(D)
Standards	IEC/EN 62752	IEC/EN 62752
Certificate	CE	CE

## 1. Appearance




Figure 1 Schematic

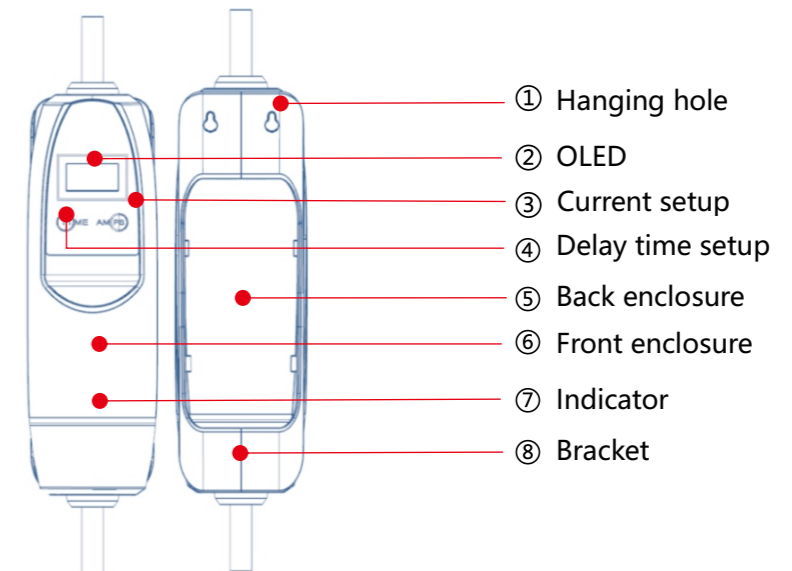


Figure 2 Front and Back of the EV Charger

## 2. Display interface

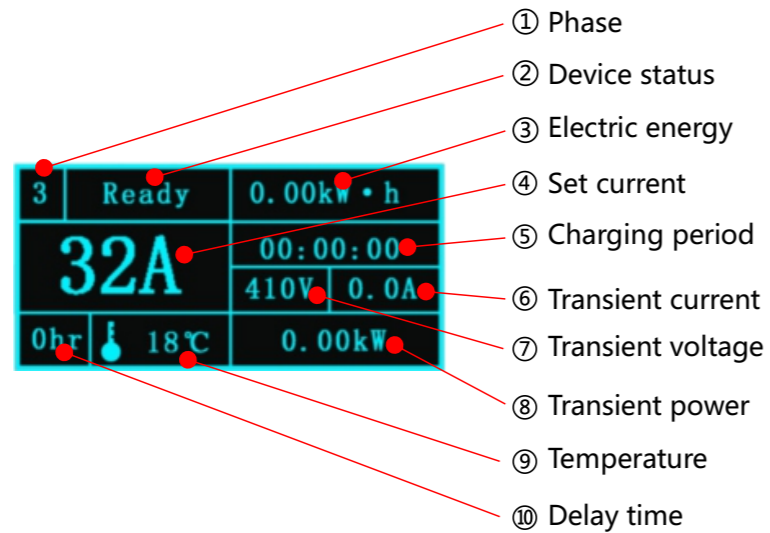


Figure 3 Display interface

Device status	Indicator/color	Description
Ready	Always blue	The wall side plug is plugged into the power supply but the EV connector is disconnected.
Connect	Blink blue	The wall side plug is plugged into the power supply and the EV connector is connected.
Charge	Cycle blink blue	The device is charging.

Notice 1 The OLED will turn off automatically when the device is not operated for 2 minutes.

Notice 2 The OLED will turn on automatically when the device status has been changed or the device is operated.

## 3. EV Charging Instruction

Picture	Step	Description
	I	Insert the wall side plug to the electrical outlet.
	II	Press the "APMS" button to set the charging current.
	III	Press the "TIME" button to set the delay time.
	IV	Plug the EV connector into the socket.
	V	Pls confirm the device is under normal working status: the ring light is flashing.

Notice 3 The gears of the charging current is cyclic.

Notice 4 The maximum delay time is 9 hours. The default delay time is zero when the device is delivered.

Notice 5 The default charging current is the minimum current.

## 4. Warning message

When the IC-CPD work incorrectly, the corresponding parameters(i.e., ① Phase, ⑦ Transient voltage, ⑨ Temperature of figure 3) in the interface of the OLED will blink (i.e., warning message).

Details refer to follow.

Parameters	Description	Solution
Phase	Input voltage phase deviation exceeds 20°, or Power phase error.	check the wiring of power supply.
Temperature	The temperature of the device beyond 70°C but less than the upper temperature limit 80°C.	Check ambient temperature.
Voltage	Input voltage of the device beyond the upper voltage limit 265Va.c. for single-phase systems or 450Va.c. for three-phase systems.	Close the power supply and check distribution grid.
	Input voltage of the device is less than the lower voltage limit 85Va.c. for single-phase systems or 150Va.c. for three-phase systems.	

## 5. Error message

The error messages will appear on the OLED when the IC-CPD failed.

Details refer to follow.

Error Message	Description	Solution
Over temper!!!	The temperature of the device beyond the upper temperature limits 80°C.	Close power supply and contact the manufacturer or agents.
Power leak!!!	The leak current of the device beyond the special limits.	
Unknown board!!!	Original board is not used.	
Unknown cable!!!	The cables of the device was broken, or the cables can't match the device.	
Hardware error!!!	The hardware of the device was broken.	Close power supply and check electric vehicle.
Over current!!!	Output current of the device beyond the 1.3 time rated current.	
No ground!!!	The device was not grounded.	Close power supply and check the distribution grid.



## 6. Warranty term

The instructions do not purport to cover all details or variations in equipment nor to provide for every possible contingency to be met in connection with installation, operation or maintenance. Should further information be desired or should particular problems arise which are not covered sufficiently for the purchaser's purposes, the matter should be referred to the Khons company.

After sales services:

Khons provides life-long technical support. Pls feel free to contact us for any quality issues via email: [khons@cnkhons.com](mailto:khons@cnkhons.com) or call us via: [+86 28 83128852](tel:+862883128852) or visit our web site to leave a message: [www.khonsevse.com](http://www.khonsevse.com).